

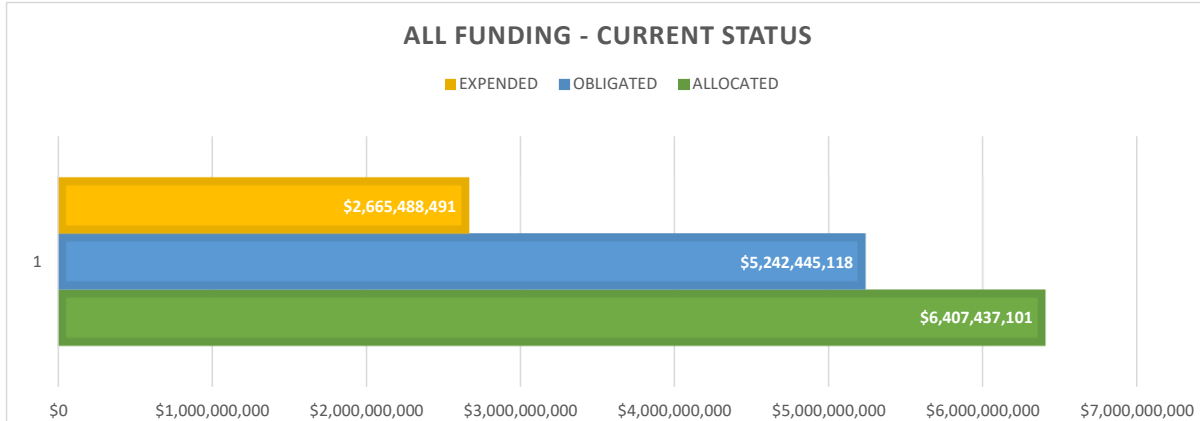


V.I. Office of Disaster Recovery

All Funds Executive Dashboard

As of March 31, 2022

	ANTICIPATED (ESTIMATES)	ALLOCATED	OBLIGATED	EXPENDED
ALL FUNDING SOURCES	\$8,000,000,000	\$6,407,437,101	\$5,242,445,118	\$2,665,488,491

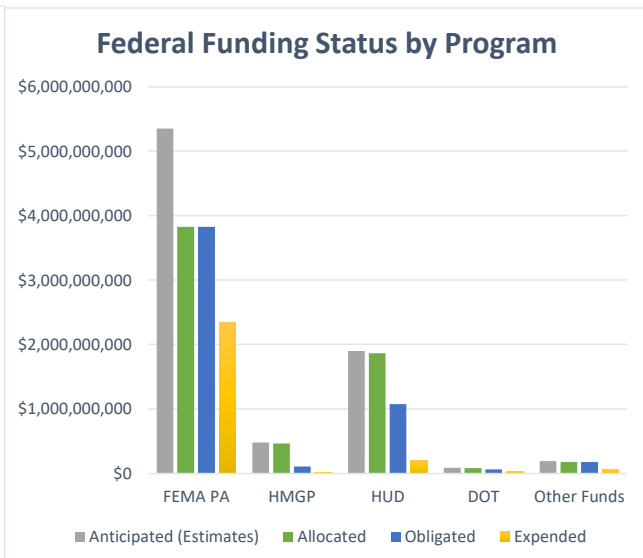
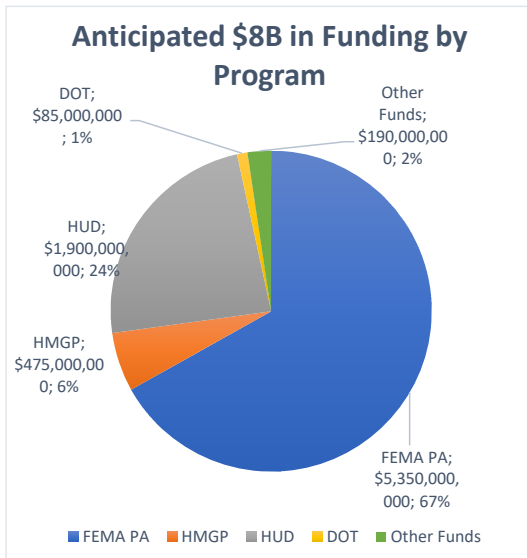


FEDERAL DISASTER ASSISTANCE GRANTS

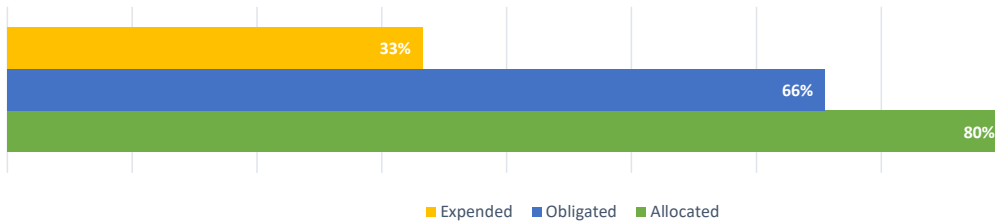
Mar - 2022

FEDERAL DISASTER ASSISTANCE GRANTS SUMMARY

Funding Sources	Anticipated (Estimates)	Allocated	Obligated	Expended	% of Obligated Funds Expended
FEMA PA	\$5,350,000,000	\$3,824,985,190	\$3,824,985,190	\$2,346,536,716	61.3%
HMGP	\$475,000,000	\$461,878,749	\$104,477,311	\$14,715,141	14.1%
HUD	\$1,900,000,000	\$1,863,742,000	\$1,075,489,884	\$198,901,169	18.5%
DOT	\$85,000,000	\$80,536,756	\$61,198,328	\$38,146,325	62.3%
Other Funds	\$190,000,000	\$176,294,406	\$176,294,406	\$67,189,140	38.1%
TOTAL	\$8,000,000,000	\$6,407,437,101	\$5,242,445,118	\$2,665,488,491	



\$8B Current Status



FEMA PA FUNDING BY DISASTER

Row Labels	Sum of Obligated Amount	Sum of Expended Amount
4335	\$ 72,704,256.36	\$ 19,709,347.57
4340	\$ 3,752,280,933.18	\$ 2,326,827,367.94
Grand Total	\$ 3,824,985,189.54	\$ 2,346,536,715.51

FEMA PA - OBLIGATED AMOUNT BY DAMAGE CATEGORY

Category Code	4335	4340	Grand Total
A - Debris Removal	\$ 3,091,828.13	\$ 149,400,113.11	\$ 152,491,941.24
B - Protective Measures	\$ 51,667,689.00	\$ 1,048,027,038.39	\$ 1,099,694,727.39
E - Public Buildings	\$ 5,388,395.09	\$ 1,064,577,775.01	\$ 1,069,966,170.10
F - Public Utilities	\$ 275,225.92	\$ 822,577,470.64	\$ 822,852,696.56
G - Recreational or Other	\$ 475,990.74	\$ 46,933,379.04	\$ 47,409,369.78
Z - State Management	\$ 11,805,127.48	\$ 513,018,477.55	\$ 524,823,605.03
C - Roads & Bridges		\$ 107,746,679.44	\$ 107,746,679.44
Grand Total	\$ 72,704,256.36	\$ 3,752,280,933.18	\$ 3,824,985,189.54