

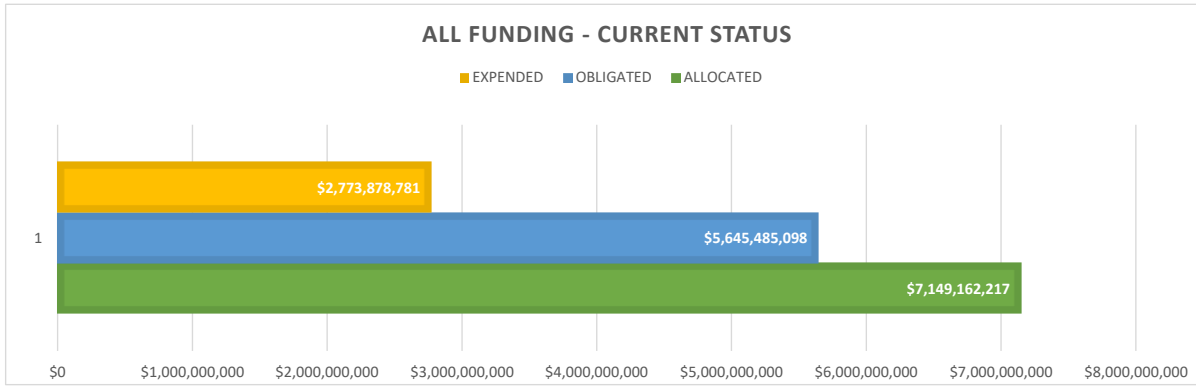


V.I. Office of Disaster Recovery

All Funds Executive Dashboard

As of July 31, 2022

	ANTICIPATED (ESTIMATES)	ALLOCATED	OBLIGATED	EXPENDED
ALL FUNDING SOURCES	\$8,000,000,000	\$7,149,162,217	\$5,645,485,098	\$2,773,878,781

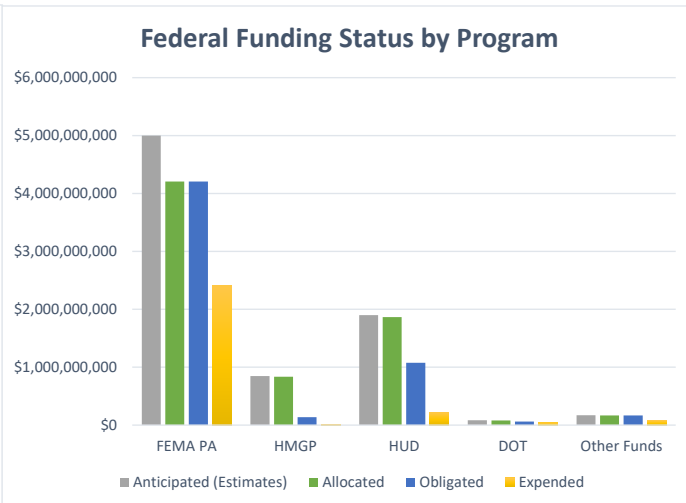
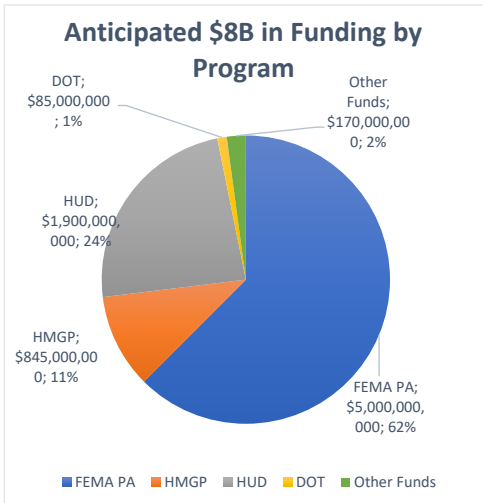


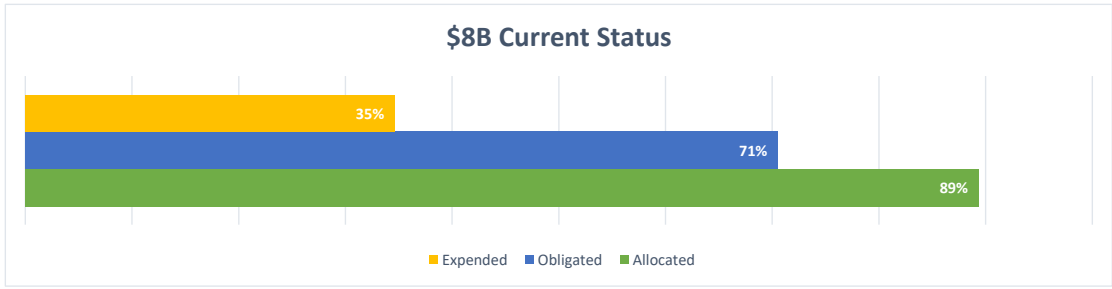
FEDERAL DISASTER ASSISTANCE GRANTS

June - 2022

FEDERAL DISASTER ASSISTANCE GRANTS SUMMARY

Funding Sources	Anticipated (Estimates)	Allocated	Obligated	Expended	% of Obligated Funds Expended
FEMA PA	\$5,000,000,000	\$4,205,034,008	\$4,205,034,008	\$2,405,452,789	57.2%
HMGP	\$845,000,000	\$834,173,359	\$136,977,709	\$17,515,101	12.8%
HUD	\$1,900,000,000	\$1,863,742,000	\$1,075,489,884	\$220,351,717	20.5%
DOT	\$85,000,000	\$80,536,756	\$62,307,404	\$44,038,730	70.7%
Other Funds	\$170,000,000	\$165,676,093	\$165,676,093	\$86,520,444	52.2%
TOTAL	\$8,000,000,000	\$7,149,162,217	\$5,645,485,098	\$2,773,878,781	
		89%	71%	35%	





FEMA PA FUNDING BY DISASTER

Disaster Code	Sum of Obligated Amount	Sum of Expended Amount
4335	72,879,399.06	20,411,750.91
4340	4,131,289,504.20	2,385,041,038.14
Grand Total	\$ 4,204,168,903.26	\$ 2,405,452,789.05

FEMA PA - OBLIGATED AMOUNT BY DAMAGE CATEGORY

Damage Category	Sum of Obligated Amount	Sum of Expended Amount	Sum of Funds Remaining to be Disbursed
A - Debris Removal	141,214,540.86	85,655,138.31	55,559,402.55
B - Protective Measures	1,660,773,981.85	1,496,395,759.70	164,378,222.15
C - Roads and Bridges	59,266,555.18	162,585.66	59,103,969.52
D - Water Control Facilities	170,503.90	-	170,503.90
E - Public Buildings	900,743,915.55	18,377,341.01	882,366,574.54
F - Public Utilities	880,888,604.25	589,044,645.67	291,843,958.58
G - Recreational or Other	27,862,734.21	4,476,760.13	23,385,974.08
Z - State Management	533,248,067.46	211,340,558.57	321,907,508.89
Grand Total	\$ 4,204,168,903.26	\$ 2,405,452,789.05	\$ 1,798,716,114.21