

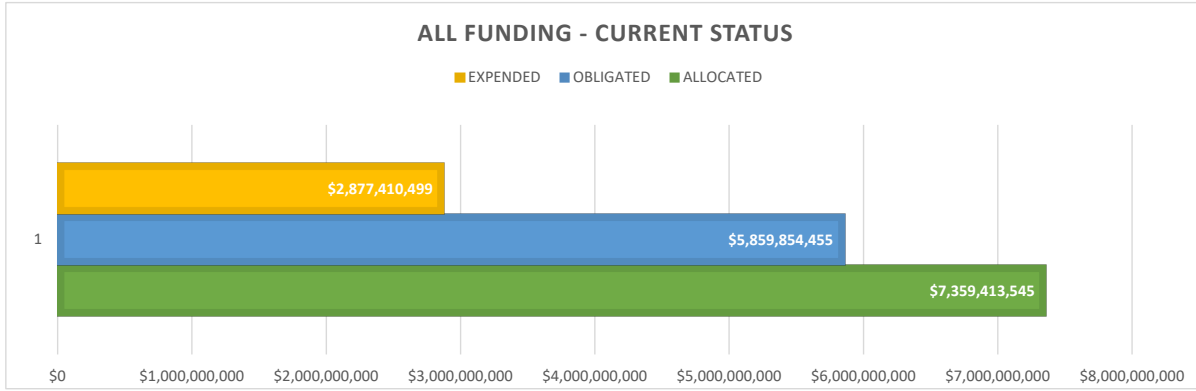


# V.I. Office of Disaster Recovery

## All Funds Executive Dashboard

As of November 30, 2022

	ANTICIPATED (ESTIMATES)	ALLOCATED	OBLIGATED	EXPENDED
<b>ALL FUNDING SOURCES</b>	<b>\$10,000,000,000</b>	<b>\$7,359,413,545</b>	<b>\$5,859,854,455</b>	<b>\$2,877,410,499</b>



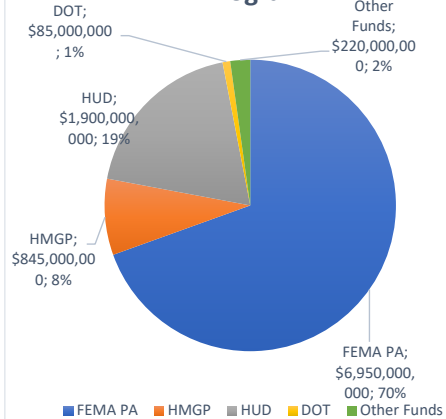
### FEDERAL DISASTER ASSISTANCE GRANTS

Nov - 2022

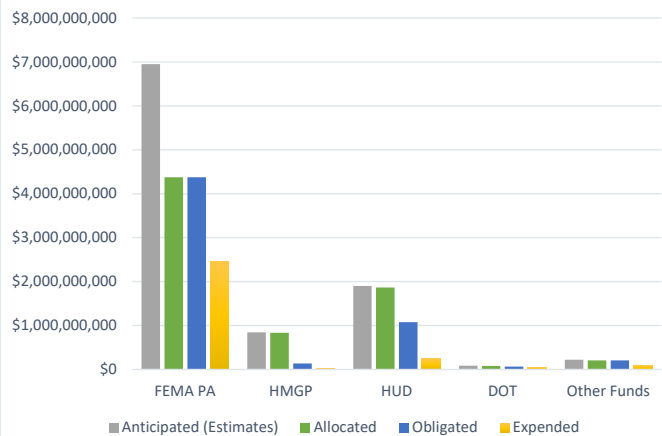
#### FEDERAL DISASTER ASSISTANCE GRANTS SUMMARY

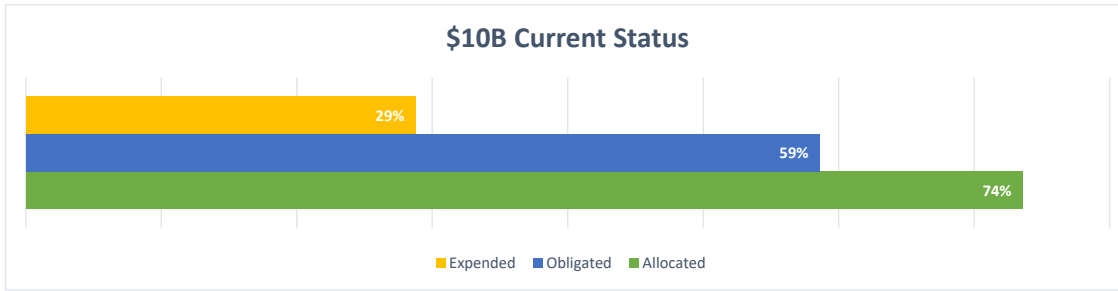
Funding Sources	Anticipated (Estimates)	Allocated	Obligated	Expended	% of Obligated Funds Expended
FEMA PA	\$6,950,000,000	\$4,372,831,341	\$4,372,831,341	\$2,464,364,176	56.4%
HMGP	\$845,000,000	\$834,173,359	\$138,164,167	\$19,579,331	14.2%
HUD	\$1,900,000,000	\$1,863,742,000	\$1,075,489,884	\$244,595,681	22.7%
DOT	\$85,000,000	\$80,536,756	\$65,238,974	\$48,247,470	74.0%
Other Funds	\$220,000,000	\$208,130,088	\$208,130,088	\$100,623,841	48.3%
<b>TOTAL</b>	<b>\$10,000,000,000</b>	<b>\$7,359,413,545</b>	<b>\$5,859,854,455</b>	<b>\$2,877,410,499</b>	
		74%	59%	29%	

Anticipated \$10B in Funding by Program



Federal Funding Status by Program





#### FEMA PA FUNDING BY DISASTER

Disaster Code	Sum of Obligated Amount	Sum of Expended Amount
4335	72,879,399.06	21,350,023.90
4340	4,299,951,942.34	2,443,014,151.77
<b>Grand Total</b>	<b>\$ 4,372,831,341.40</b>	<b>\$ 2,464,364,175.67</b>

#### FEMA PA - OBLIGATED AMOUNT BY DAMAGE CATEGORY

Damage Category	Sum of Obligated Amount	Sum of Expended Amount	Sum of Funds Remaining to be Disbursed
A - Debris Removal	141,214,540.86	86,315,781.69	54,898,759.17
B - Protective Measures	1,676,162,297.83	1,501,840,265.71	174,322,032.12
C - Roads and Bridges	59,266,555.18	655,239.41	58,611,315.77
D - Water Control Facilities	170,503.90	-	170,503.90
E - Public Buildings	1,000,142,841.63	27,069,142.69	973,073,698.94
F - Public Utilities	908,701,237.23	615,926,660.76	292,774,576.47
G - Recreational or Other	27,869,797.12	5,149,806.19	22,719,990.93
Z - State Management	553,987,362.54	227,407,279.22	326,580,083.32
B - Public Buildings	5,316,205.11	-	5,316,205.11
<b>Grand Total</b>	<b>\$ 4,372,831,341.40</b>	<b>\$ 2,464,364,175.67</b>	<b>\$ 1,908,467,165.73</b>