

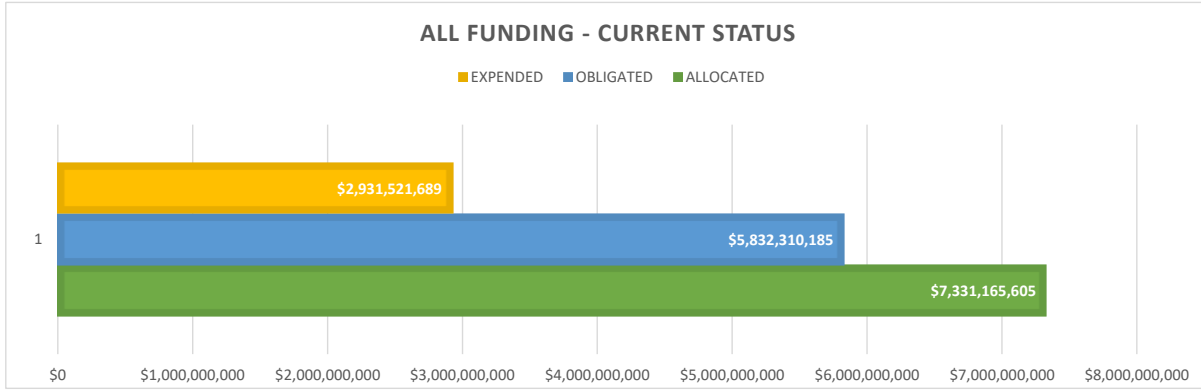


# V.I. Office of Disaster Recovery

## All Funds Executive Dashboard

As of January 31, 2023

	ANTICIPATED (ESTIMATES)	ALLOCATED	OBLIGATED	EXPENDED
<b>ALL FUNDING SOURCES</b>	<b>\$10,000,000,000</b>	<b>\$7,331,165,605</b>	<b>\$5,832,310,185</b>	<b>\$2,931,521,689</b>

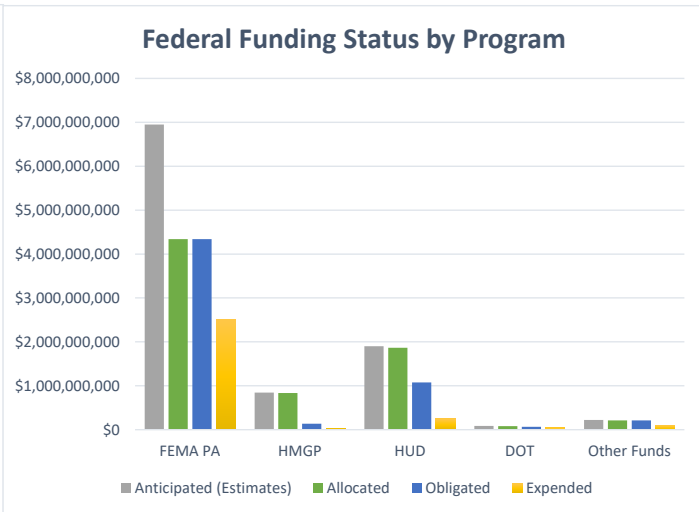
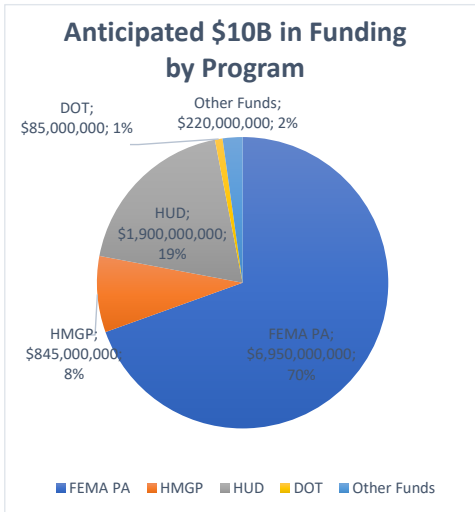


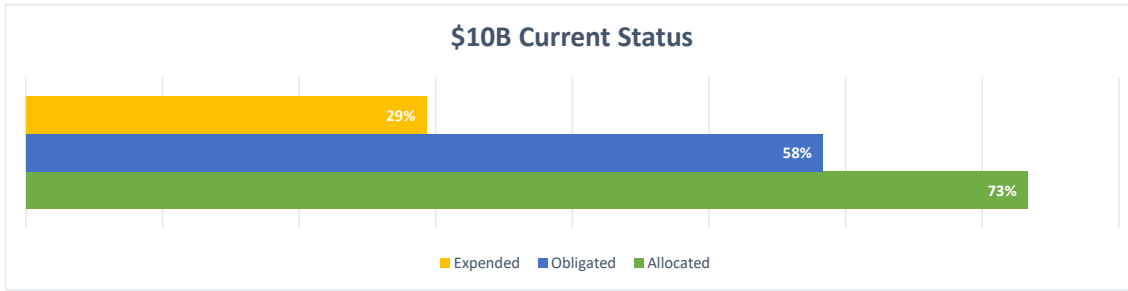
### FEDERAL DISASTER ASSISTANCE GRANTS

Jan - 2023

#### FEDERAL DISASTER ASSISTANCE GRANTS SUMMARY

Funding Sources	Anticipated (Estimates)	Allocated	Obligated	Expended	% of Obligated Funds Expended
FEMA PA	\$6,950,000,000	\$4,340,409,042	\$4,340,409,042	\$2,507,579,049	57.8%
HMGP	\$845,000,000	\$834,173,359	\$138,394,489	\$21,533,779	15.6%
HUD	\$1,900,000,000	\$1,863,742,000	\$1,075,489,884	\$252,344,612	23.5%
DOT	\$85,000,000	\$80,536,756	\$65,712,322	\$49,225,705	74.9%
Other Funds	\$220,000,000	\$212,304,447	\$212,304,447	\$100,838,543	47.5%
<b>TOTAL</b>	<b>\$10,000,000,000</b>	<b>\$7,331,165,605</b>	<b>\$5,832,310,185</b>	<b>\$2,931,521,689</b>	
		73%	58%	29%	





#### FEMA PA FUNDING BY DISASTER

Disaster Code	Sum of Obligated Amount	Sum of Expended Amount
4335	68,635,610.90	21,742,814.04
4340	4,271,773,431.50	2,485,836,234.88
<b>Grand Total</b>	<b>\$ 4,340,409,042.40</b>	<b>\$ 2,507,579,048.92</b>

#### FEMA PA - OBLIGATED AMOUNT BY DAMAGE CATEGORY

Damage Category	Sum of Obligated Amount	Sum of Expended Amount	Sum of Funds Remaining to be Disbursed
A - Debris Removal	3,091,828.13	2,658,034.77	433,793.36
B - Protective Measures	51,831,850.62	15,780,843.60	36,051,007.02
E - Public Buildings	5,388,395.09	2,172,342.26	3,216,052.83
F - Public Utilities	275,225.92	188,380.48	86,845.44
G - Recreational or Other	475,990.74	-	475,990.74
Z - State Management	7,572,320.40	943,212.93	6,629,107.47
B	1,639,915,350.74	1,490,428,697.69	149,486,653.05
A	138,569,096.54	83,657,746.92	54,911,349.62
C	59,956,590.43	655,239.41	59,301,351.02
E	1,067,619,158.17	42,008,768.77	1,025,610,389.40
G	27,393,806.38	5,725,768.12	21,668,038.26
Z	432,312,781.05	233,162,321.50	199,150,459.55
F	905,836,144.29	630,197,692.47	275,638,451.82
D	170,503.90	-	170,503.90
<b>Grand Total</b>	<b>\$ 4,340,409,042.40</b>	<b>\$ 2,507,579,048.92</b>	<b>\$ 1,832,829,993.48</b>