

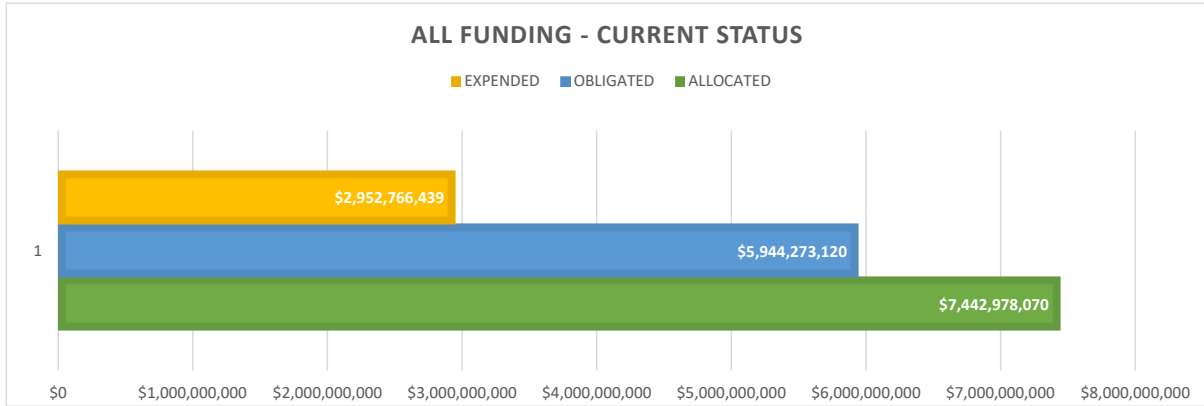


V.I. Office of Disaster Recovery

All Funds Executive Dashboard

As of February 28, 2023

	ANTICIPATED (ESTIMATES)	ALLOCATED	OBLIGATED	EXPENDED
ALL FUNDING SOURCES	\$10,000,000,000	\$7,442,978,070	\$5,944,273,120	\$2,952,766,439

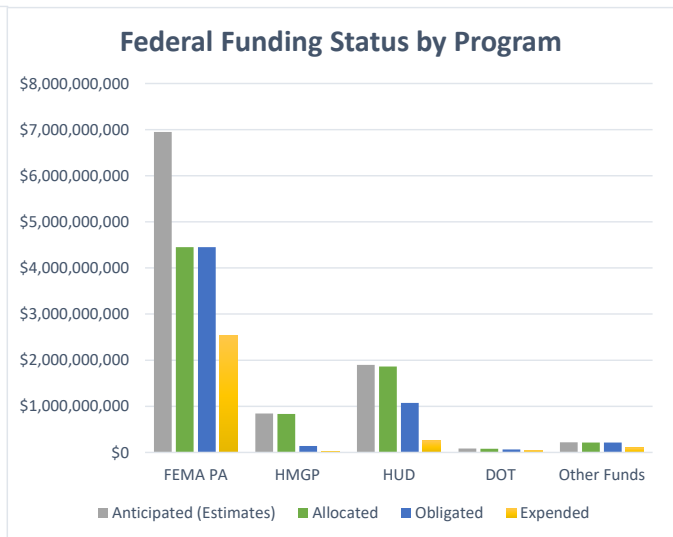
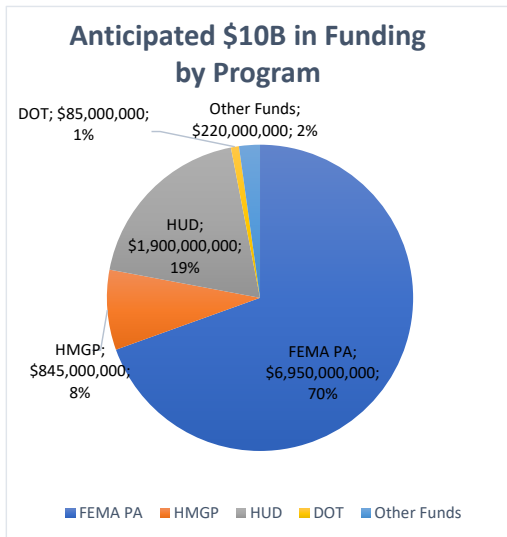


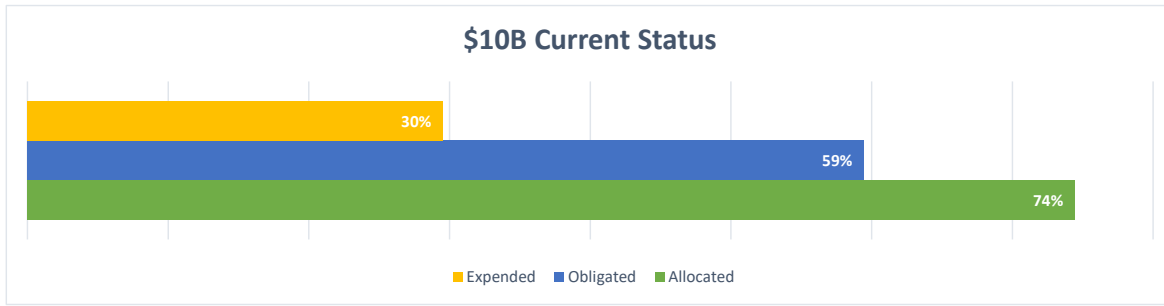
FEDERAL DISASTER ASSISTANCE GRANTS

Feb - 2023

FEDERAL DISASTER ASSISTANCE GRANTS SUMMARY

Funding Sources	Anticipated (Estimates)	Allocated	Obligated	Expended	% of Obligated Funds Expended
FEMA PA	\$6,950,000,000	\$4,452,221,508	\$4,452,221,508	\$2,525,450,896	56.7%
HMGP	\$845,000,000	\$834,173,359	\$138,449,860	\$21,841,242	15.8%
HUD	\$1,900,000,000	\$1,863,742,000	\$1,075,489,884	\$254,274,890	23.6%
DOT	\$85,000,000	\$80,536,756	\$65,807,421	\$50,082,774	76.1%
Other Funds	\$220,000,000	\$212,304,447	\$212,304,447	\$101,116,637	47.6%
TOTAL	\$10,000,000,000	\$7,442,978,070	\$5,944,273,120	\$2,952,766,439	
		74%	59%	30%	





FEMA PA FUNDING BY DISASTER

Disaster Code	Sum of Obligated Amount	Sum of Expended Amount
4335	68,635,610.90	22,286,421.75
4340	4,383,585,896.72	2,503,164,474.30
Grand Total	\$ 4,452,221,507.62	\$ 2,525,450,896.05

FEMA PA - OBLIGATED AMOUNT BY DAMAGE CATEGORY

Damage Category	Sum of Obligated Amount	Sum of Expended Amount	Sum of Funds Remaining to be Disbursed
A - Debris Removal	141,660,924.67	86,315,781.69	55,345,142.98
B - Protective Measures	1,692,962,024.22	1,509,203,859.54	183,758,164.68
E - Public Buildings	1,182,725,318.59	47,182,986.90	1,135,542,331.69
F - Public Utilities	906,111,370.21	637,842,140.49	268,269,229.72
G - Recreational or Other	27,869,797.12	5,940,032.82	21,929,764.30
Z - State Management	440,764,978.48	238,310,855.20	202,454,123.28
C - Roads and bridges	59,956,590.43	655,239.41	59,301,351.02
D - Water control facilities	170,503.90	-	170,503.90
Grand Total	\$ 4,452,221,507.62	\$ 2,525,450,896.05	\$ 1,926,770,611.57