

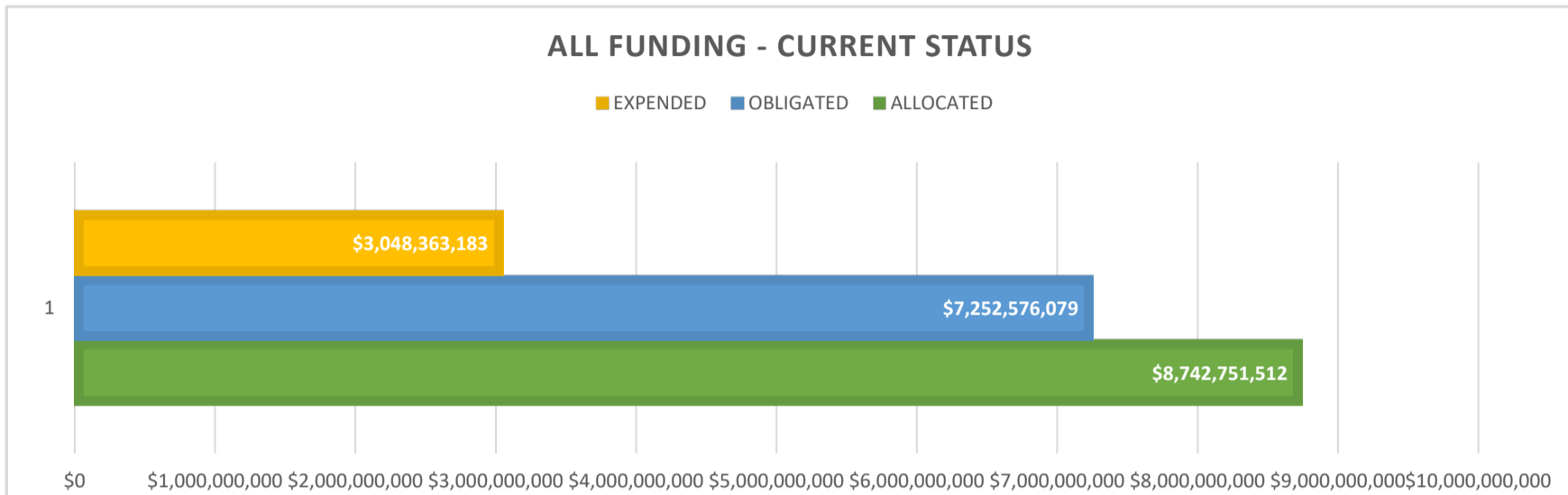


V.I. Office of Disaster Recovery

All Funds Executive Dashboard

As of July 31, 2023

	ANTICIPATED (ESTIMATES)	ALLOCATED	OBLIGATED	EXPENDED
ALL FUNDING SOURCES	\$10,000,000,000	\$9,060,094,693	\$7,569,831,011	\$3,056,880,818

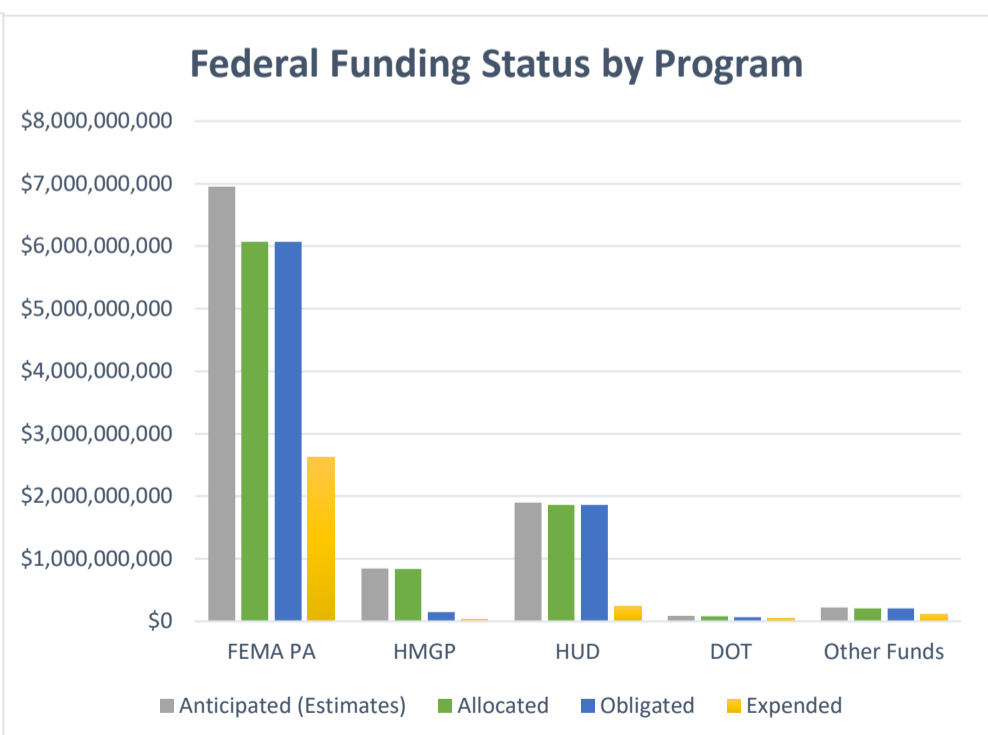
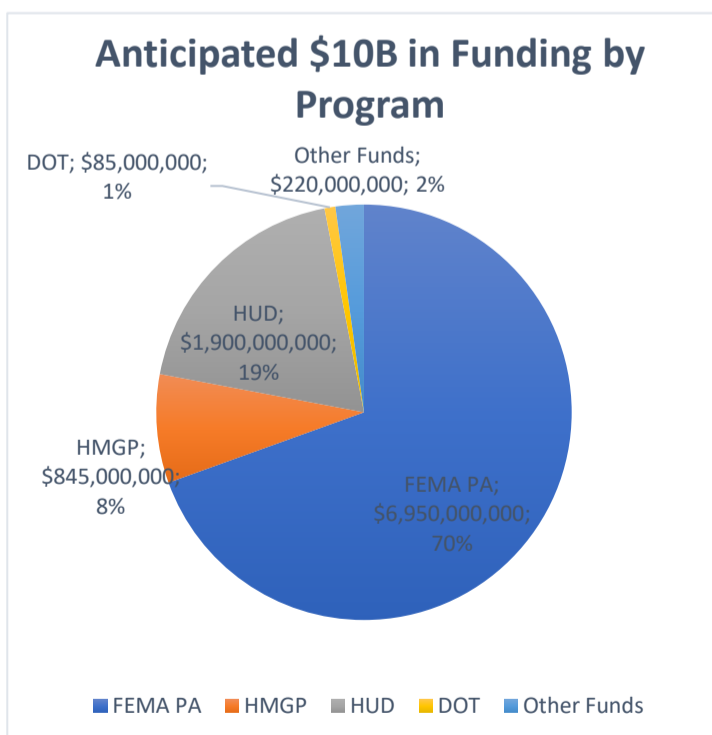


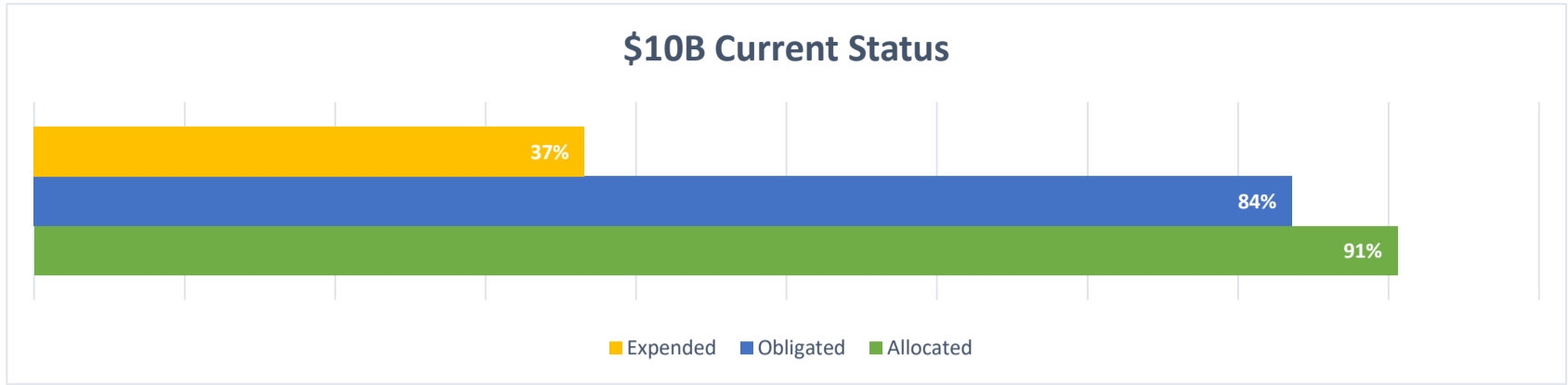
FEDERAL DISASTER ASSISTANCE GRANTS

July - 2023

FEDERAL DISASTER ASSISTANCE GRANTS SUMMARY

Funding Sources	Anticipated (Estimates)	Allocated	Obligated	Expended	% of Obligated Funds Expended
FEMA PA	\$6,950,000,000	\$6,072,392,131	\$6,072,392,131	\$2,628,313,199	43.3%
HMGP	\$845,000,000	\$834,173,359	\$146,516,519	\$26,948,484	18.4%
HUD	\$1,900,000,000	\$1,863,742,000	\$1,863,742,000	\$241,902,260	13.0%
DOT	\$85,000,000	\$80,536,756	\$66,182,030	\$52,275,112	79.0%
Other Funds	\$220,000,000	\$209,250,447	\$209,250,447	\$107,441,764	51.3%
TOTAL	\$10,000,000,000	\$9,060,094,693	\$8,358,083,127	\$3,056,880,818	
		91%	84%	37%	





FEMA PA FUNDING BY DISASTER

Disaster Code	Sum of Obligated Amount	Sum of Expended Amount
4335	65,980,230.39	23,513,435.42
4340	6,006,411,900.94	2,604,799,763.24
Grand Total	\$ 6,072,392,131.33	\$ 2,628,313,198.66

FEMA PA - OBLIGATED AMOUNT BY DAMAGE CATEGORY

Damage Category	Sum of Obligated Amount	Sum of Expended Amount	Sum of Funds Remaining to be Disbursed
A - Debris Removal	141,660,924.67	87,586,816.79	54,074,107.88
B - Protective Measures	1,692,396,324.89	1,516,566,012.49	175,830,312.40
E - Public Buildings	2,376,804,144.71	68,579,198.72	2,242,108,553.29
F - Public Utilities	1,105,458,019.12	681,177,415.97	424,280,603.15
G - Recreational or Other	27,846,594.58	7,096,466.79	20,750,127.79
Z - State Management	668,786,980.02	263,081,470.08	405,705,509.94
C - Roads and bridges	59,268,639.44	4,225,817.82	55,042,821.62
D - Water control facilities	170,503.90	-	170,503.90
Grand Total	\$ 6,072,392,131.33	\$ 2,628,313,198.66	\$ 3,377,962,539.97