

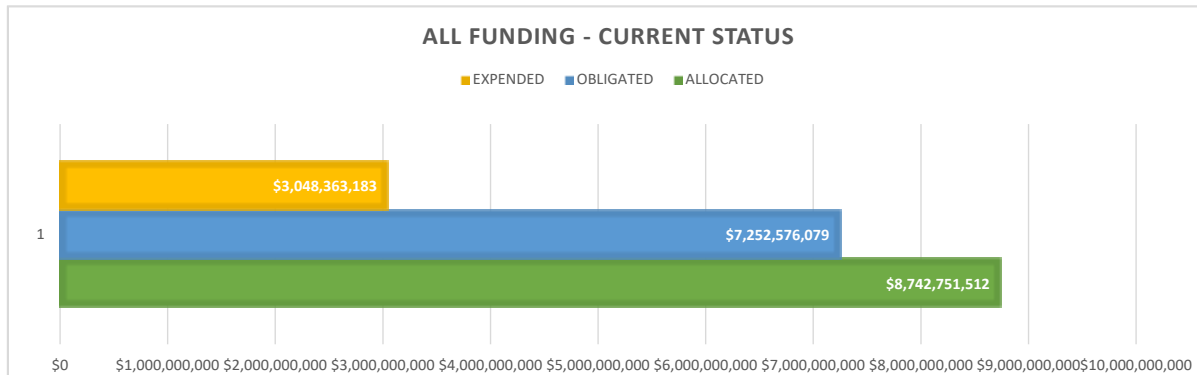


V.I. Office of Disaster Recovery

All Funds Executive Dashboard

As of October 30, 2023

	ANTICIPATED (ESTIMATES)	ALLOCATED	OBLIGATED	EXPENDED
ALL FUNDING SOURCES	\$12,000,000,000	\$9,741,361,411	\$8,520,902,484	\$3,167,411,929

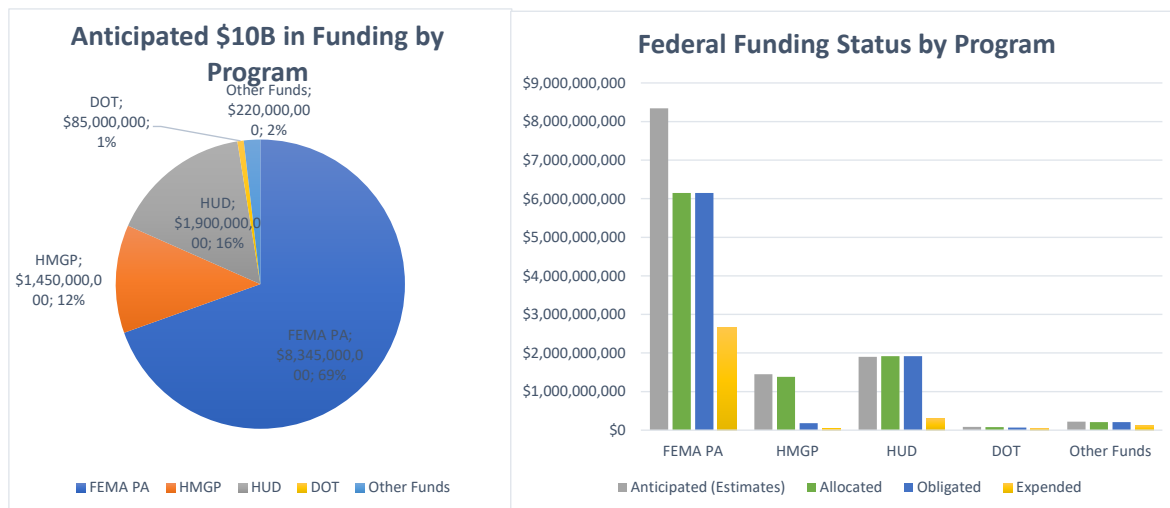


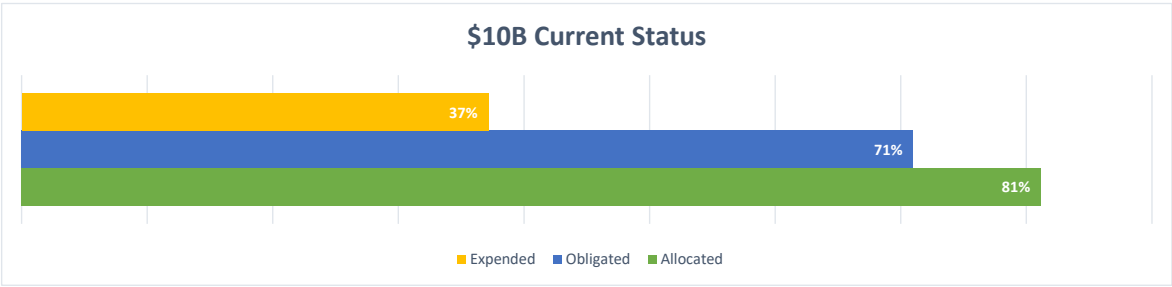
FEDERAL DISASTER ASSISTANCE GRANTS

September - 2023

FEDERAL DISASTER ASSISTANCE GRANTS SUMMARY

Funding Sources	Anticipated (Estimates)	Allocated	Obligated	Expended	% of Obligated Funds Expended
FEMA PA	\$8,345,000,000	\$6,150,353,838	\$6,150,353,838	\$2,656,104,428	43.2%
HMGP	\$1,450,000,000	\$1,384,484,648	\$178,254,671	\$36,554,744	20.5%
HUD	\$1,900,000,000	\$1,917,330,884	\$1,917,330,884	\$297,648,624	15.5%
DOT	\$85,000,000	\$80,536,756	\$66,307,806	\$55,339,670	83.5%
Other Funds	\$220,000,000	\$208,655,285	\$208,655,285	\$121,764,463	58.4%
TOTAL	\$12,000,000,000	\$9,741,361,411	\$8,520,902,484	\$3,167,411,929	37%





FEMA PA FUNDING BY DISASTER

Sum of Obligated Amount	Sum of Expended Amount
\$ 6,150,353,837.98	\$ 2,656,104,427.73

FEMA PA - OBLIGATED AMOUNT BY DAMAGE CATEGORY

Damage Category	Sum of Obligated Amount	Sum of Expended Amount	Sum of Funds Remaining to be Disbursed
A - Debris Removal	141,660,924.67	87,665,431.88	53,995,492.79
B - Protective Measures	1,692,496,921.31	1,517,304,120.48	175,192,800.83
E - Public Buildings	2,453,203,100.34	76,349,191.02	2,376,853,909.32
F - Public Utilities	1,106,929,750.62	690,007,482.02	416,922,268.60
G - Recreational or Other	27,837,017.68	7,958,934.47	19,878,083.21
Z - State Management	668,786,980.02	272,591,971.22	396,195,008.80
C - Roads and bridges	59,268,639.44	4,227,296.64	55,041,342.80
D - Water control facilities	170,503.90	-	170,503.90
Grand Total	\$ 6,150,353,837.98	\$ 2,656,104,427.73	\$ 3,494,249,410.25