

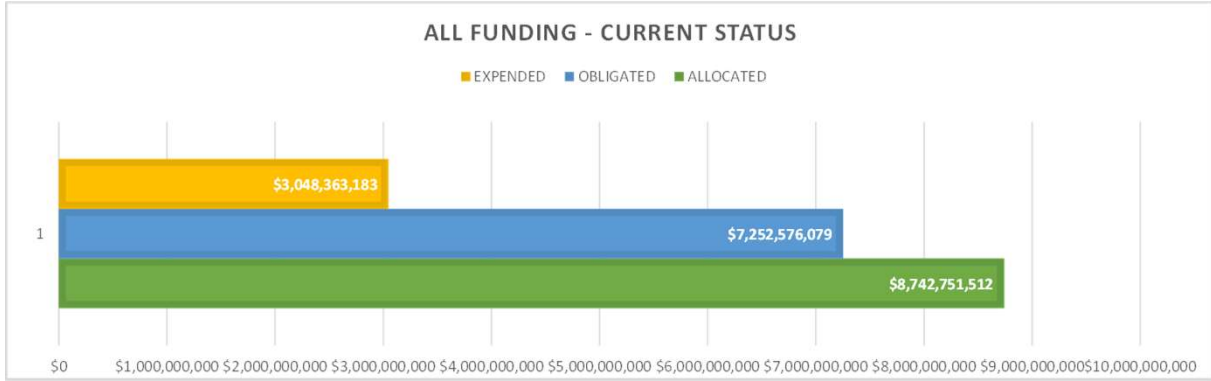


V.I. Office of Disaster Recovery

All Funds Executive Dashboard

As of December 30, 2023

	ANTICIPATED (ESTIMATES)	ALLOCATED	OBLIGATED	EXPENDED
ALL FUNDING SOURCES	\$12,000,000,000	\$11,019,343,415	\$9,808,095,474	\$3,242,365,479

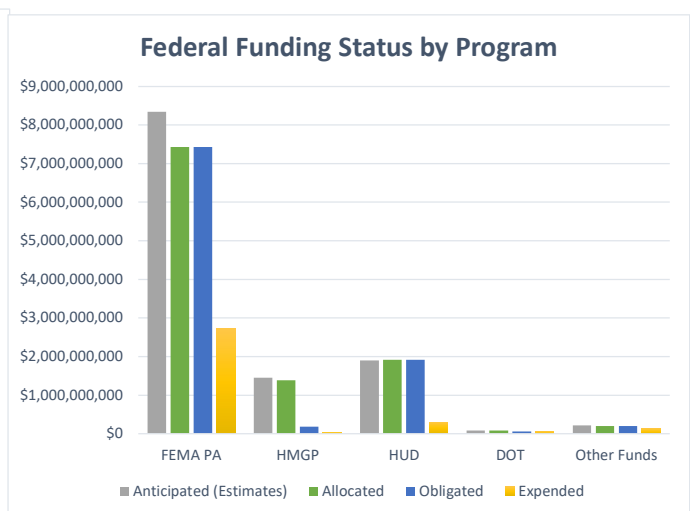
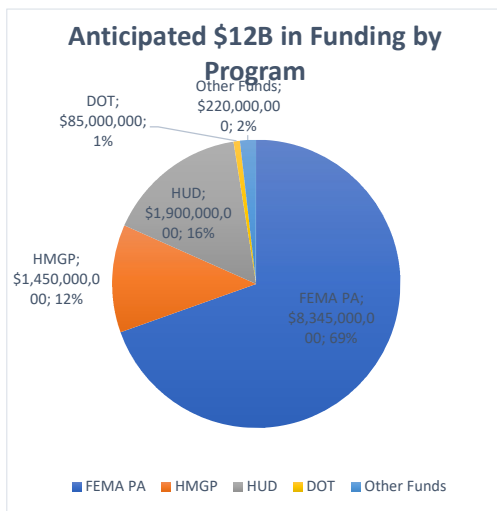


FEDERAL DISASTER ASSISTANCE GRANTS

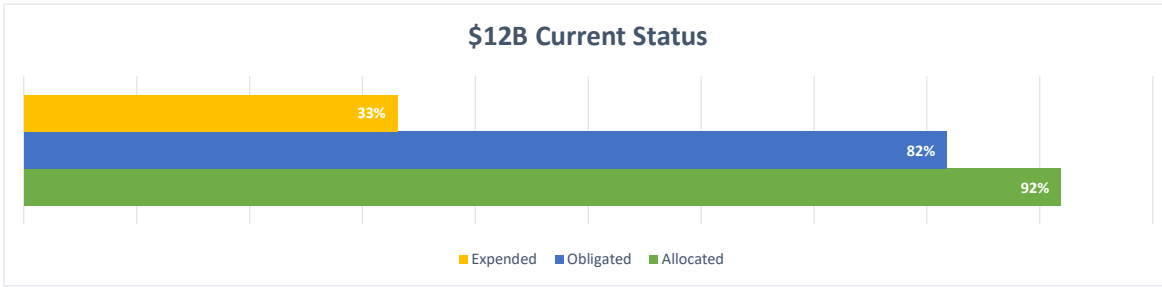
December - 2023

FEDERAL DISASTER ASSISTANCE GRANTS SUMMARY

Funding Sources	Anticipated (Estimates)	Allocated	Obligated	Expended	% of Obligated Funds Expended
FEMA PA	\$8,345,000,000	\$7,428,335,842	\$7,428,335,842	\$2,719,024,021	36.6%
HMGP	\$1,450,000,000	\$1,384,484,648	\$187,448,013	\$38,085,010	20.3%
HUD	\$1,900,000,000	\$1,917,330,884	\$1,917,330,884	\$301,479,875	15.7%
DOT	\$85,000,000	\$80,536,756	\$66,325,450	\$55,451,523	83.6%
Other Funds	\$220,000,000	\$208,655,285	\$208,655,285	\$128,325,051	61.5%
TOTAL	\$12,000,000,000	\$11,019,343,415	\$9,808,095,474	\$3,242,365,479	
		92%	82%	33%	



\$12B Current Status



FEMA PA FUNDING BY DISASTER

Disaster Code	Sum of Obligated Amount	Sum of Expended Amount
4335	\$ 66,173,200.40	\$ 24,797,208.75
4340	\$ 7,362,162,641.43	\$ 2,694,226,811.75
Grand Total	\$ 7,428,335,841.83	\$ 2,719,024,020.50

FEMA PA - OBLIGATED AMOUNT BY DAMAGE CATEGORY

Damage Category	Sum of Obligated Amount	Sum of Expended Amount	Sum of Funds Remaining to be Disbursed
A - Debris Removal	141,660,924.67	87,674,263.88	53,986,660.79
B - Protective Measures	1,692,689,921.31	1,524,445,694.83	168,244,226.48
E - Public Buildings	3,669,572,752.51	97,480,248.49	3,572,092,504.02
F - Public Utilities	1,118,884,149.49	705,115,982.59	413,768,166.90
G - Recreational or Other	30,541,229.29	8,121,979.65	22,419,249.64
Z - State Management	699,119,253.54	289,306,422.47	409,812,831.07
C - Roads and bridges	59,268,639.44	4,778,953.20	54,489,686.24
D - Water control facilities	170,503.90	-	170,503.90
(blank)	16,428,467.68	2,100,475.39	
Grand Total	\$ 7,428,335,841.83	\$ 2,719,024,020.50	\$ 4,694,983,829.04