

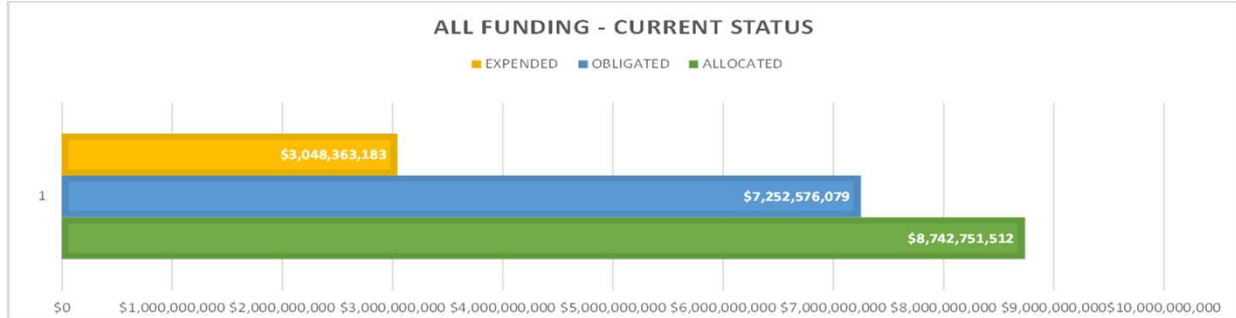


# V.I. Office of Disaster Recovery

## All Funds Executive Dashboard

As of January 30, 2024

	ANTICIPATED (ESTIMATES)	ALLOCATED	OBLIGATED	EXPENDED
ALL FUNDING SOURCES	\$15,000,000,000	\$11,377,011,383	\$10,165,065,991	\$3,253,705,198

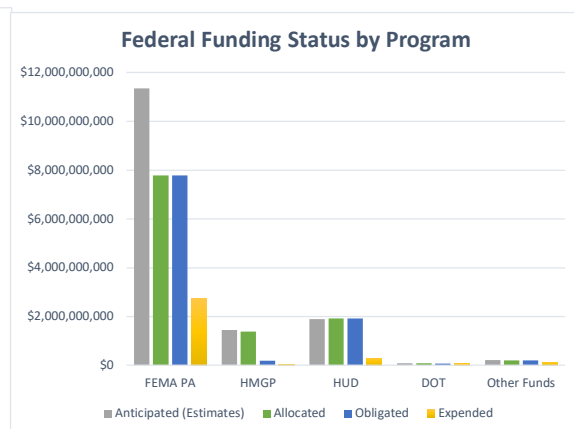
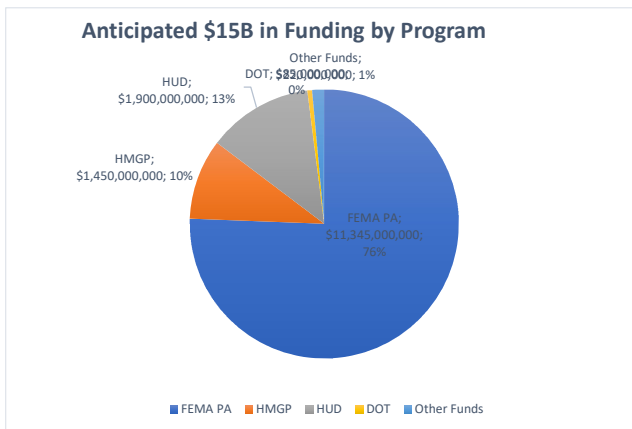


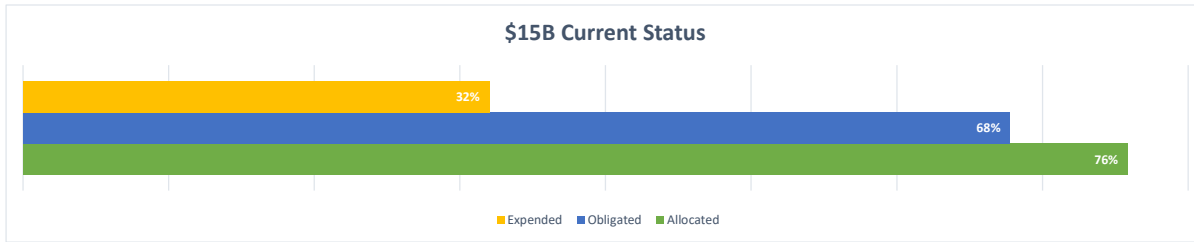
### FEDERAL DISASTER ASSISTANCE GRANTS

January - 2024

#### FEDERAL DISASTER ASSISTANCE GRANTS SUMMARY

Funding Sources	Anticipated (Estimates)	Allocated	Obligated	Expended	% of Obligated Funds Expended
FEMA PA	\$11,345,000,000	\$7,786,003,810	\$7,786,003,810	\$2,728,556,023	35.0%
HMGP	\$1,450,000,000	\$1,384,484,648	\$186,957,377	\$40,950,418	21.9%
HUD	\$1,900,000,000	\$1,917,330,884	\$1,917,124,069	\$299,997,333	15.6%
DOT	\$85,000,000	\$80,536,756	\$66,325,450	\$55,451,523	83.6%
Other Funds	\$220,000,000	\$208,655,285	\$208,655,285	\$128,749,901	61.7%
<b>TOTAL</b>	<b>\$15,000,000,000</b>	<b>\$11,377,011,383</b>	<b>\$10,165,065,991</b>	<b>\$3,253,705,198</b>	
		76%	68%	32%	





#### FEMA PA FUNDING BY DISASTER

Disaster Code	Sum of Obligated Amount	Sum of Expended Amount
4335	\$ 66,080,453.92	\$ 24,799,752.19
4340	\$ 7,719,830,609.40	\$ 2,703,756,270.56
<b>Grand Total</b>	<b>\$ 7,785,911,063.32</b>	<b>\$ 2,728,556,022.75</b>

#### FEMA PA - OBLIGATED AMOUNT BY DAMAGE CATEGORY

Damage Category	Sum of Obligated Amount	Sum of Expended Amount	Sum of Funds Remaining to be Disbursed
A - Debris Removal	141,660,924.67	87,675,072.88	53,985,851.79
B - Protective Measures	1,696,132,893.52	1,525,557,643.34	170,575,250.18
E - Public Buildings	3,879,804,711.60	100,155,951.56	3,779,648,760.04
F - Public Utilities	1,119,265,582.99	705,465,386.48	413,800,196.51
G - Recreational or Other	30,541,229.29	8,686,628.91	21,854,600.38
Z - State Management	859,066,577.91	296,229,079.75	562,837,498.16
C	59,268,639.44	4,786,259.83	54,482,379.61
D	170,503.90	-	170,503.90
<b>Grand Total</b>	<b>\$ 7,785,911,063.32</b>	<b>\$ 2,728,556,022.75</b>	<b>\$ 5,057,355,040.57</b>