

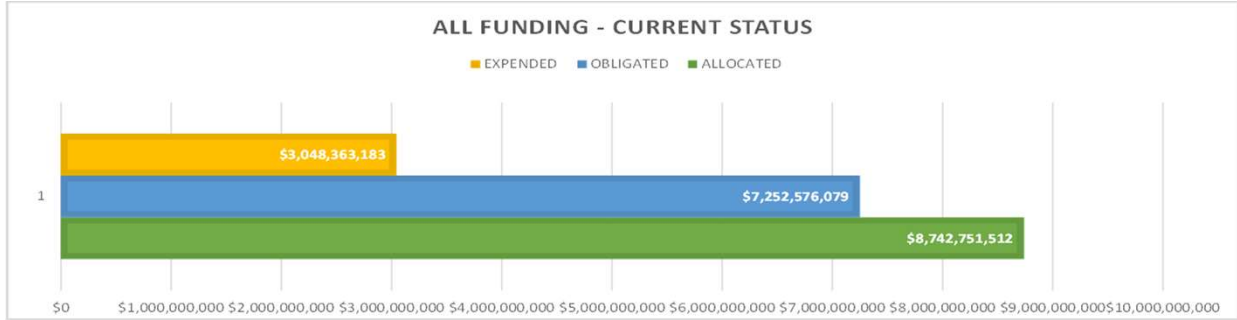


# V.I. Office of Disaster Recovery

## All Funds Executive Dashboard

As of February 29, 2024

	ANTICIPATED (ESTIMATES)	ALLOCATED	OBLIGATED	EXPENDED
<b>ALL FUNDING SOURCES</b>	<b>\$15,000,000,000</b>	<b>\$12,778,630,787</b>	<b>\$11,568,440,208</b>	<b>\$3,299,993,734</b>

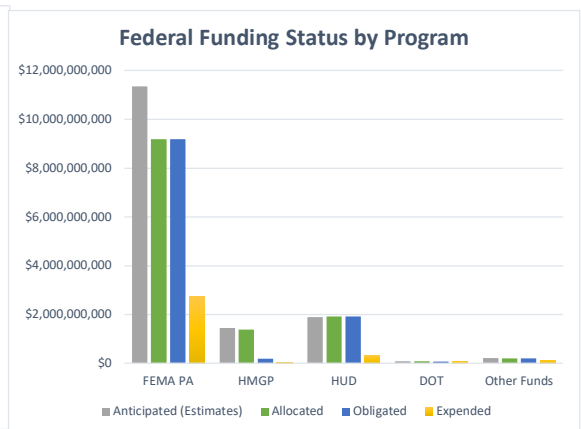
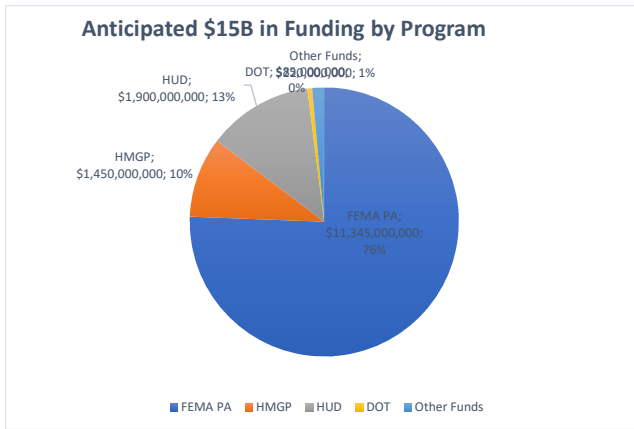


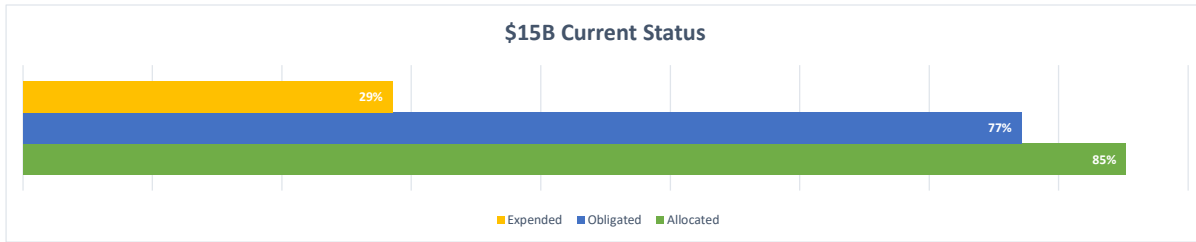
### FEDERAL DISASTER ASSISTANCE GRANTS

February - 2024

#### FEDERAL DISASTER ASSISTANCE GRANTS SUMMARY

Funding Sources	Anticipated (Estimates)	Allocated	Obligated	Expended	% of Obligated Funds Expended
FEMA PA	\$11,345,000,000	\$9,187,639,284	\$9,187,639,284	\$2,759,826,987	30.0%
HMGP	\$1,450,000,000	\$1,384,484,648	\$186,957,377	\$42,514,588	22.7%
HUD	\$1,900,000,000	\$1,917,330,884	\$1,917,124,069	\$311,275,255	16.2%
DOT	\$85,000,000	\$80,536,756	\$68,080,262	\$55,624,128	81.7%
Other Funds	\$220,000,000	\$208,639,216	\$208,639,216	\$130,752,775	62.7%
<b>TOTAL</b>	<b>\$15,000,000,000</b>	<b>\$12,778,630,787</b>	<b>\$11,568,440,208</b>	<b>\$3,299,993,734</b>	





#### FEMA PA FUNDING BY DISASTER

Disaster Code	Sum of Obligated Amount	Sum of Expended Amount
4335	\$ 61,865,674.68	\$ 23,741,021.15
4340	\$ 9,121,466,083.25	\$ 2,734,865,969.02
<b>Grand Total</b>	<b>\$ 9,183,331,757.93</b>	<b>\$ 2,758,606,990.17</b>

#### FEMA PA - OBLIGATED AMOUNT BY DAMAGE CATEGORY

Damage Category	Sum of Obligated Amount	Sum of Expended Amount	Sum of Funds Remaining to be Disbursed
A - Debris Removal	141,660,924.67	87,675,072.88	53,985,851.79
B - Protective Measures	1,707,841,180.72	1,526,119,934.65	181,721,246.07
E - Public Buildings	5,219,652,373.64	107,892,826.05	5,111,759,547.59
F - Public Utilities	1,168,489,808.32	721,911,052.53	446,578,755.79
G - Recreational or Other	30,799,574.31	8,906,980.69	21,892,593.62
Z - State Management	854,851,798.67	300,623,335.42	554,228,463.25
C - Roads & Bridges	60,036,097.60	5,477,787.95	54,558,309.65
<b>Grand Total</b>	<b>\$ 9,183,331,757.93</b>	<b>\$ 2,758,606,990.17</b>	<b>\$ 6,424,724,767.76</b>