

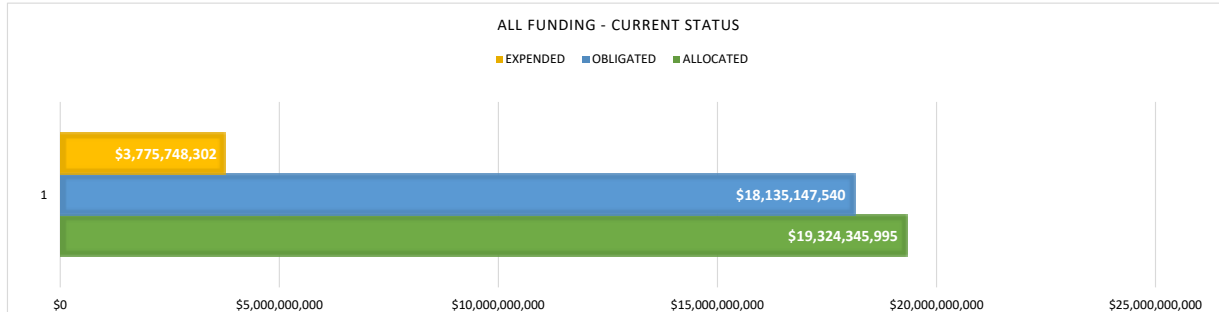


V.I. Office of Disaster Recovery

All Funds Executive Dashboard

As of December 31, 2024

	ANTICIPATED (ESTIMATES)	ALLOCATED	OBLIGATED	EXPENDED
ALL FUNDING SOURCES	\$20,000,000,000	\$19,324,345,995	\$18,135,147,540	\$3,775,748,302

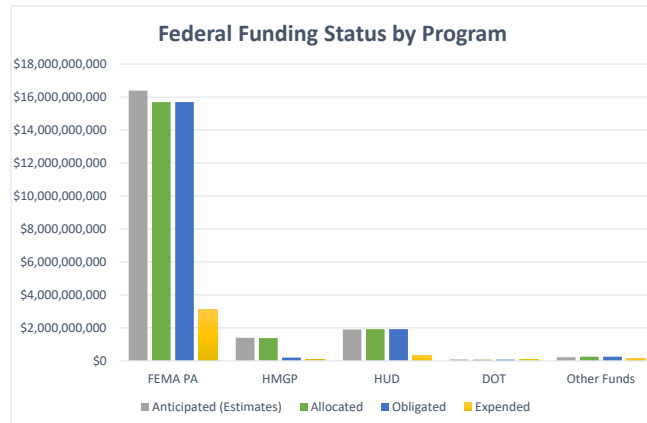
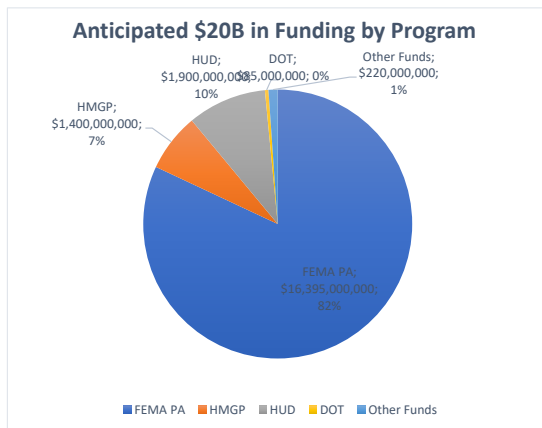


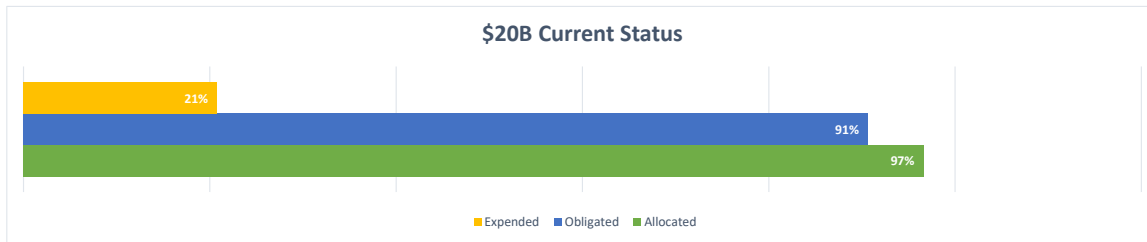
FEDERAL DISASTER ASSISTANCE GRANTS

December 2024

FEDERAL DISASTER ASSISTANCE GRANTS SUMMARY

Funding Sources	Anticipated (Estimates)	Allocated	Obligated	Expended	% of Obligated Funds Expended
FEMA PA	\$16,395,000,000	\$15,690,632,994	\$15,690,632,994	\$3,143,526,978	20.0%
HMGP	\$1,400,000,000	\$1,384,484,648	\$199,306,080	\$55,164,603	27.7%
HUD	\$1,900,000,000	\$1,917,330,884	\$1,917,330,880	\$339,369,105	17.7%
DOT	\$85,000,000	\$80,536,756	\$76,516,873	\$64,230,794	83.9%
Other Funds	\$220,000,000	\$251,360,713	\$251,360,713	\$173,456,822	69.0%
TOTAL	\$20,000,000,000	\$19,324,345,995	\$18,135,147,540	\$3,775,748,302	
		97%	91%	21%	





FEMA PA FUNDING BY DISASTER

Disaster Code	Sum of Obligated Amount	Sum of Expended Amount
4335	\$ 67,157,412.64	\$ 26,040,729.05
4340	\$ 15,623,475,581.53	\$ 3,117,486,249.37
Grand Total	\$ 15,690,632,994.17	\$ 3,143,526,978.42

FEMA PA - OBLIGATED AMOUNT BY DAMAGE CATEGORY

Damage Category	Sum of Obligated Amount	Sum of Expended Amount	Sum of Funds Remaining to be Disbursed
A - Debris Removal	141,805,152.07	88,777,283.99	53,027,868.08
B - Protective Measures	1,763,428,646.81	1,600,886,733.50	162,541,913.31
E - Public Buildings	6,714,855,407.87	251,616,509.56	6,463,238,898.31
F - Public Utilities	3,640,250,632.90	819,726,545.81	2,820,524,087.09
G - Recreational or Other	36,844,811.28	12,763,361.68	24,081,449.60
Z - State Management	1,573,183,367.48	362,040,207.20	1,211,143,160.28
C - Roads & Bridges	1,820,079,315.96	7,716,336.68	1,812,362,979.28
D - Water Control Facilities	185,659.80	-	185,659.80
Grand Total	\$ 15,690,632,994.17	\$ 3,143,526,978.42	\$ 12,547,106,015.75