

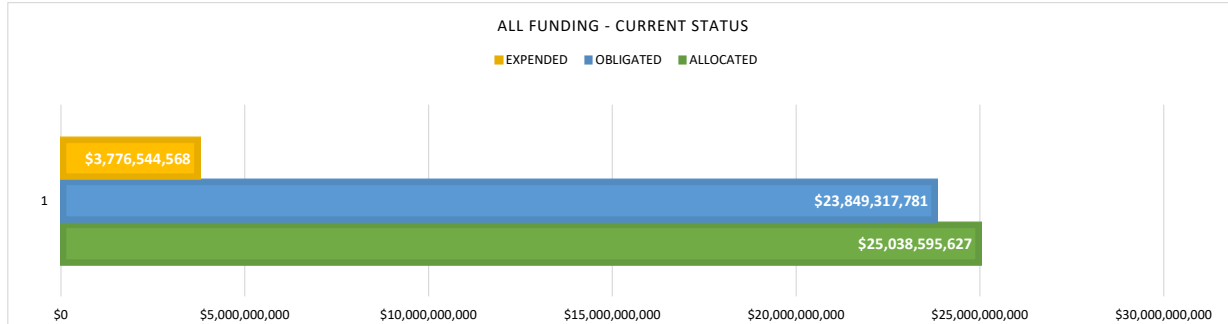


# V.I. Office of Disaster Recovery

## All Funds Executive Dashboard

As of February 28, 2025

	ANTICIPATED (ESTIMATES)	ALLOCATED	OBLIGATED	EXPENDED
ALL FUNDING SOURCES	\$20,000,000,000	\$25,038,595,627	\$23,849,317,781	\$3,776,544,568

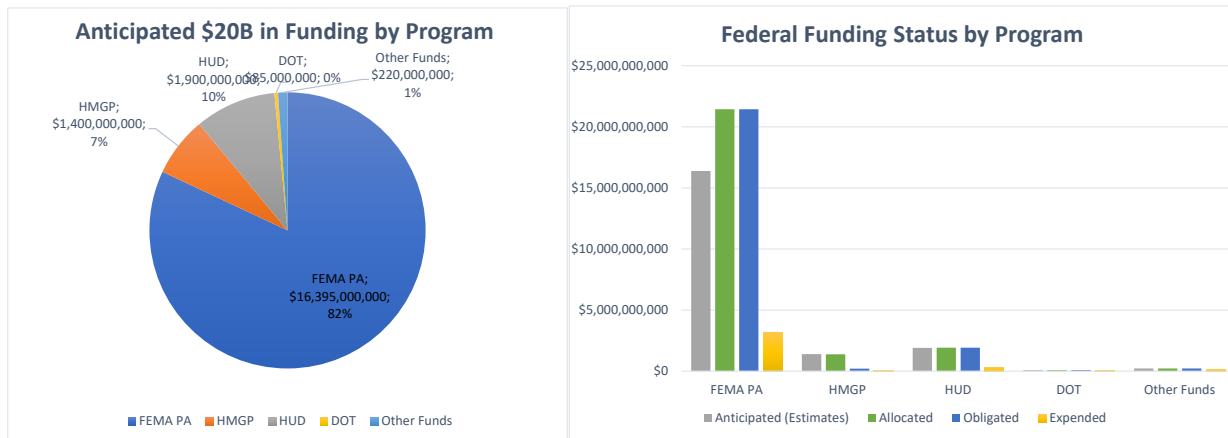


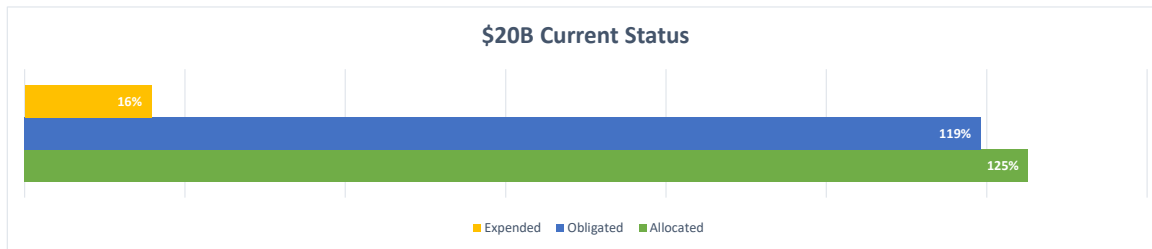
### FEDERAL DISASTER ASSISTANCE GRANTS

February 2025

#### FEDERAL DISASTER ASSISTANCE GRANTS SUMMARY

Funding Sources	Anticipated (Estimates)	Allocated	Obligated	Expended	% of Obligated Funds Expended
FEMA PA	\$16,395,000,000	\$21,441,118,371	\$21,441,118,371	\$3,189,315,675	14.9%
HMGP	\$1,400,000,000	\$1,384,484,648	\$199,209,307	\$56,840,850	28.5%
HUD	\$1,900,000,000	\$1,917,330,884	\$1,917,330,880	\$316,999,611	16.5%
DOT	\$85,000,000	\$80,536,756	\$76,534,255	\$64,256,862	84.0%
Other Funds	\$220,000,000	\$215,124,968	\$215,124,968	\$149,131,570	69.3%
<b>TOTAL</b>	<b>\$20,000,000,000</b>	<b>\$25,038,595,627</b>	<b>\$23,849,317,781</b>	<b>\$3,776,544,568</b>	
		125%	119%	16%	





#### FEMA PA FUNDING BY DISASTER

Disaster Code	Sum of Obligated Amount	Sum of Expended Amount
4335	\$ 66,814,382.41	\$ 26,150,153.04
4340	\$ 21,374,303,988.74	\$ 3,163,165,521.74
<b>Grand Total</b>	<b>\$ 21,441,118,371.15</b>	<b>\$ 3,189,315,674.78</b>

#### FEMA PA - OBLIGATED AMOUNT BY DAMAGE CATEGORY

Damage Category	Sum of Obligated Amount	Sum of Expended Amount	Sum of Funds Remaining to be Disbursed
A - Debris Removal	141,805,152.07	88,777,283.99	53,027,868.08
B - Protective Measures	1,762,742,130.86	1,602,583,622.96	160,158,507.90
E - Public Buildings	6,715,208,906.64	274,440,449.78	6,440,768,456.86
F - Public Utilities	7,991,298,721.48	832,528,756.18	7,158,769,965.30
G - Recreational or Other	36,844,811.28	13,287,764.03	23,557,047.25
Z - State Management	1,827,983,004.40	368,831,274.66	1,459,151,729.74
C - Roads & Bridges	2,965,049,984.62	8,866,523.18	2,956,183,461.44
D - Water Control Facility	185,659.80	-	185,659.80
<b>Grand Total</b>	<b>\$ 21,441,118,371.15</b>	<b>\$ 3,189,315,674.78</b>	<b>\$ 18,251,802,696.37</b>