

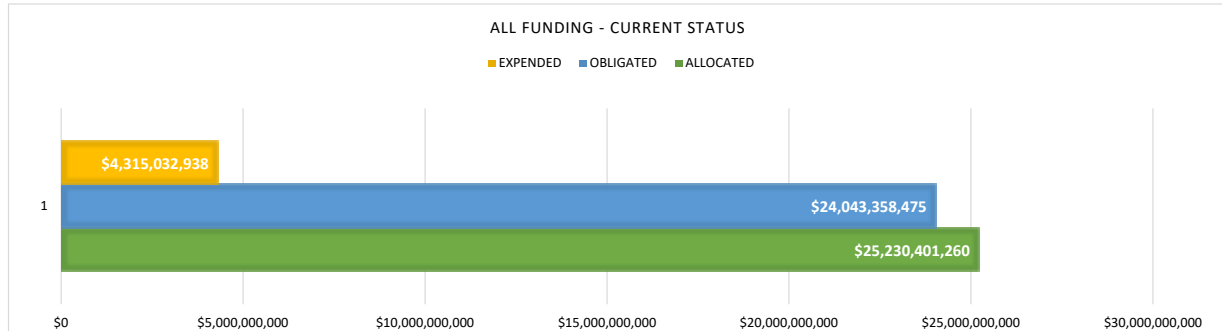


V.I. Office of Disaster Recovery

All Funds Executive Dashboard

As of October 31, 2025

	ANTICIPATED (ESTIMATES)	ALLOCATED	OBLIGATED	EXPENDED
ALL FUNDING SOURCES	\$20,000,000,000	\$25,230,401,260	\$24,043,358,475	\$4,315,032,938

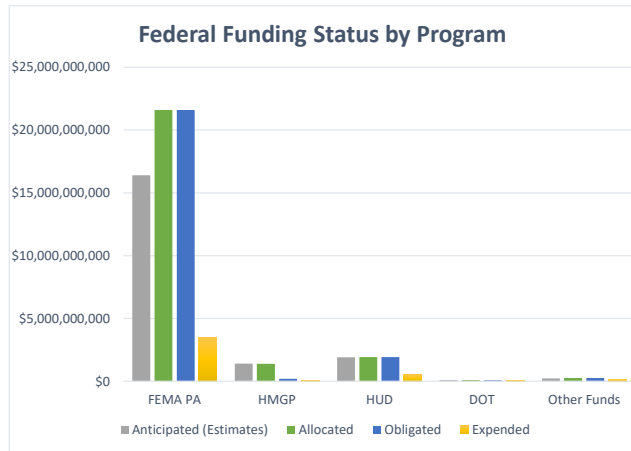
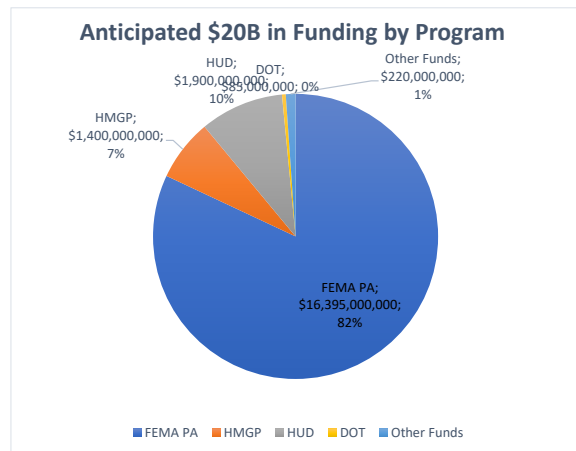


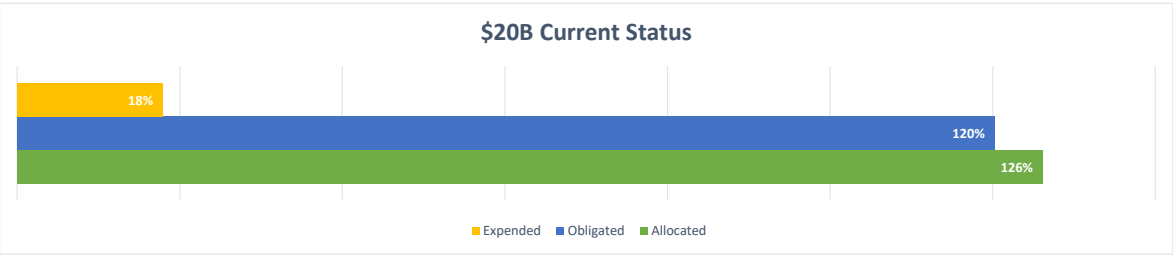
FEDERAL DISASTER ASSISTANCE GRANTS

October 2025

FEDERAL DISASTER ASSISTANCE GRANTS SUMMARY

Funding Sources	Anticipated (Estimates)	Allocated	Obligated	Expended	% of Obligated Funds Expended
FEMA PA	\$16,395,000,000	\$21,598,279,573	\$21,598,279,573	\$3,507,105,753	16.2%
HMGP	\$1,400,000,000	\$1,384,484,648	\$199,536,447	\$67,308,662	33.7%
HUD	\$1,900,000,000	\$1,917,330,884	\$1,917,330,880	\$513,968,412	26.8%
DOT	\$85,000,000	\$79,299,437	\$77,204,857	\$68,800,683	89.1%
Other Funds	\$220,000,000	\$251,006,718	\$251,006,718	\$157,849,427	62.9%
TOTAL	\$20,000,000,000	\$25,230,401,260	\$24,043,358,475	\$4,315,032,938	
		126%	120%	18%	





FEMA PA FUNDING BY DISASTER

Disaster Code	Sum of Obligated Amount	Sum of Expended Amount
4335	\$ 66,622,039.62	\$ 27,310,751.82
4340	\$ 21,531,657,532.88	\$ 3,479,795,001.40
Grand Total	\$ 21,598,279,572.50	\$ 3,507,105,753.22

FEMA PA - OBLIGATED AMOUNT BY DAMAGE CATEGORY

Damage Category	Sum of Obligated Amount	Sum of Expended Amount	Sum of Funds Remaining to be Disbursed
A - Debris Removal	141,805,152.07	88,866,367.01	52,938,785.06
B - Protective Measures	1,765,497,612.66	1,611,582,634.93	153,914,977.73
E - Public Buildings	6,720,888,763.02	435,112,039.54	6,285,776,723.48
F - Public Utilities	7,991,352,411.31	905,414,955.10	7,085,937,456.21
G - Recreational or Other	33,417,826.69	17,482,762.40	15,935,064.29
Z - State Management	1,979,946,551.85	438,664,049.97	1,541,282,501.88
C - Roads & Bridges	2,965,185,595.10	9,982,944.27	2,955,202,650.83
D - Water Control Facility	185,659.80	-	185,659.80
Grand Total	\$ 21,598,279,572.50	\$ 3,507,105,753.22	\$ 18,091,173,819.28