

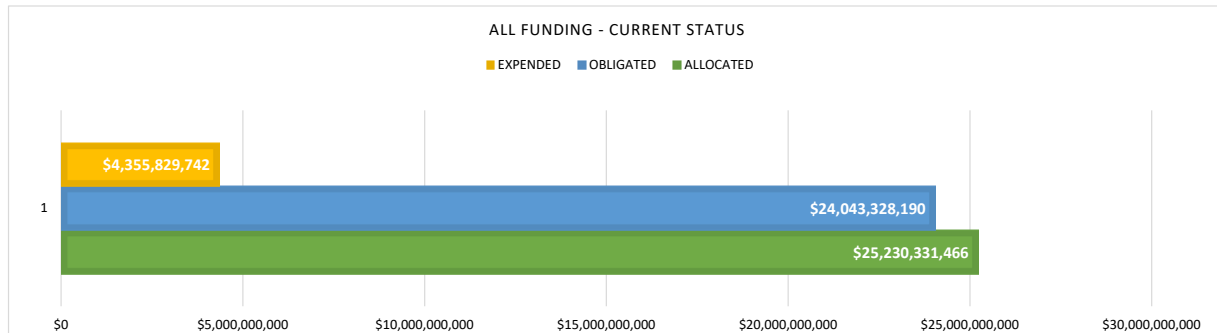


V.I. Office of Disaster Recovery

All Funds Executive Dashboard

As of November 30, 2025

	ANTICIPATED (ESTIMATES)	ALLOCATED	OBLIGATED	EXPENDED
ALL FUNDING SOURCES	\$25,000,000,000	\$25,230,331,466	\$24,043,328,190	\$4,355,829,742

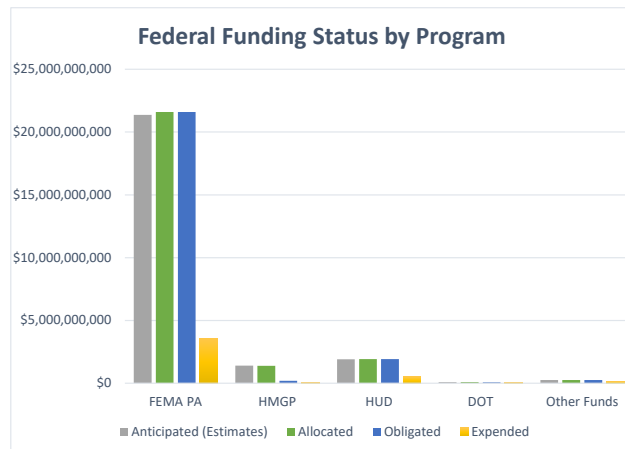
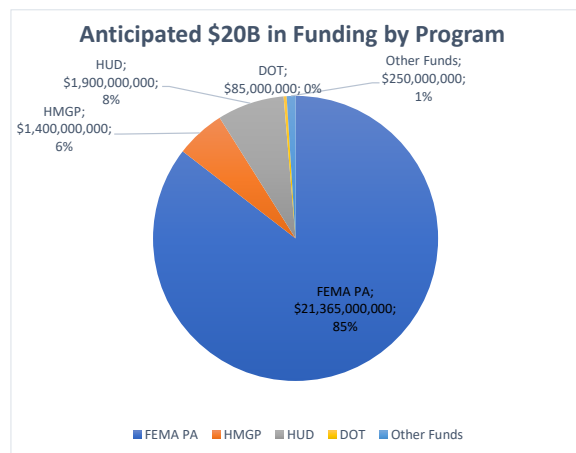


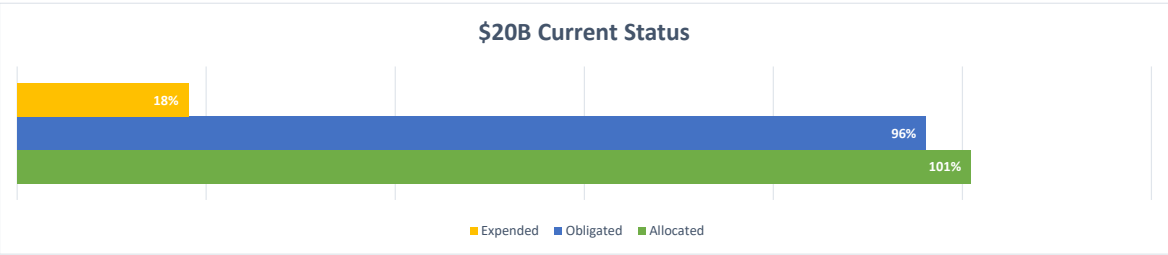
FEDERAL DISASTER ASSISTANCE GRANTS

November 2025

FEDERAL DISASTER ASSISTANCE GRANTS SUMMARY

Funding Sources	Anticipated (Estimates)	Allocated	Obligated	Expended	% of Obligated Funds Expended
FEMA PA	\$21,365,000,000	\$21,598,209,779	\$21,598,209,779	\$3,540,116,164	16.4%
HMGP	\$1,400,000,000	\$1,384,484,648	\$199,536,447	\$67,468,713	33.8%
HUD	\$1,900,000,000	\$1,917,330,884	\$1,917,330,880	\$520,964,506	27.2%
DOT	\$85,000,000	\$79,299,437	\$77,244,366	\$69,381,647	89.8%
Other Funds	\$250,000,000	\$251,006,718	\$251,006,718	\$157,898,712	62.9%
TOTAL	\$25,000,000,000	\$25,230,331,466	\$24,043,328,190	\$4,355,829,742	
		101%	96%	18%	





FEMA PA FUNDING BY DISASTER

Disaster Code	Sum of Obligated Amount	Sum of Expended Amount
4335	\$ 66,622,039.62	\$ 27,446,010.82
4340	\$ 21,531,587,739.10	\$ 3,512,670,152.81
Grand Total	\$ 21,598,209,778.72	\$ 3,540,116,163.63

FEMA PA - OBLIGATED AMOUNT BY DAMAGE CATEGORY

Damage Category	Sum of Obligated Amount	Sum of Expended Amount	Sum of Funds Remaining to be Disbursed
A - Debris Removal	141,805,152.07	88,867,549.95	52,937,602.12
B - Protective Measures	1,765,497,612.66	1,611,789,706.64	153,707,906.02
E - Public Buildings	6,720,818,969.24	455,586,027.89	6,265,232,941.35
F - Public Utilities	7,991,352,411.31	912,638,868.15	7,078,713,543.16
G - Recreational or Other	33,417,826.69	17,618,066.01	15,799,760.68
Z - State Management	1,979,946,551.85	443,491,368.69	1,536,455,183.16
C - Roads & Bridges	2,965,185,595.10	10,124,576.30	2,955,061,018.80
D - Water Control Facility	185,659.80	-	185,659.80
Grand Total	\$ 21,598,209,778.72	\$ 3,540,116,163.63	\$ 18,058,093,615.09