

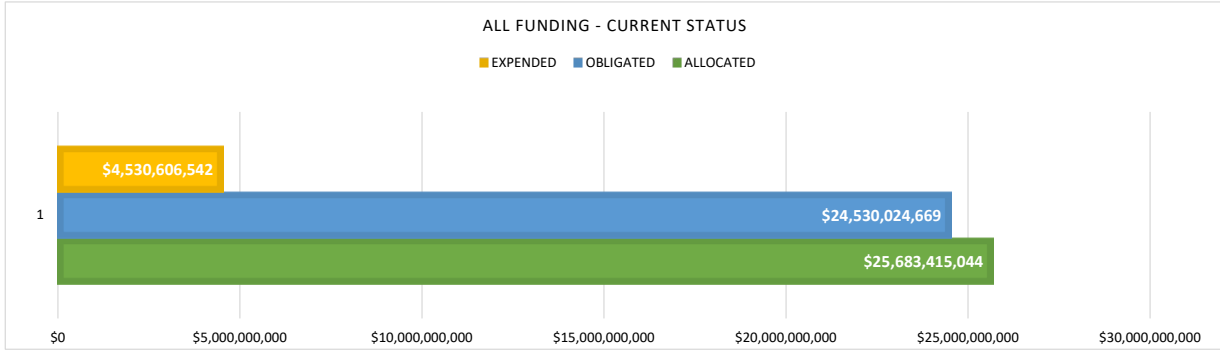


V.I. Office of Disaster Recovery

All Funds Executive Dashboard

As of April 30, 2026

	ANTICIPATED (ESTIMATES)	ALLOCATED	OBLIGATED	EXPENDED
ALL FUNDING SOURCES	\$25,000,000,000	\$25,683,415,044	\$24,530,024,669	\$4,530,606,542

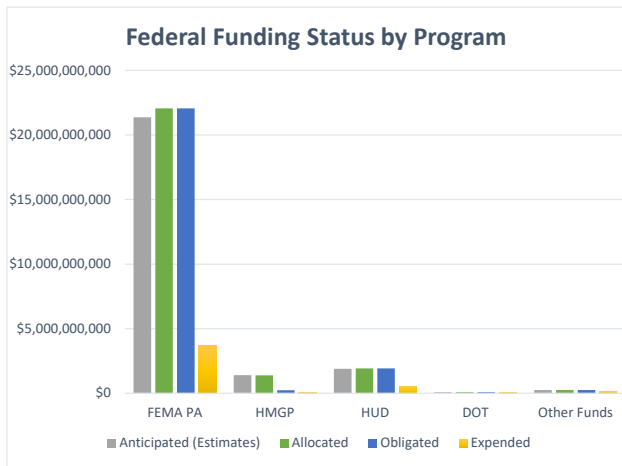
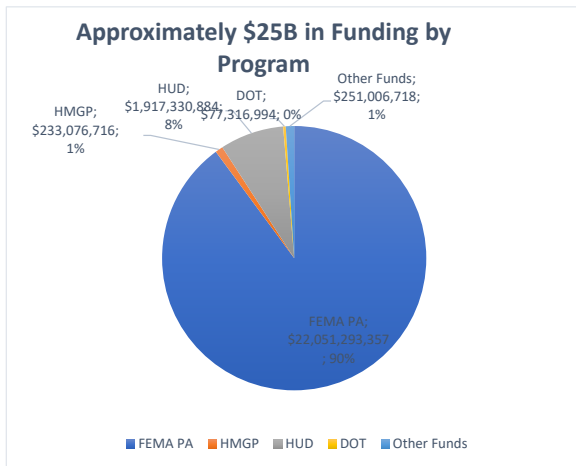


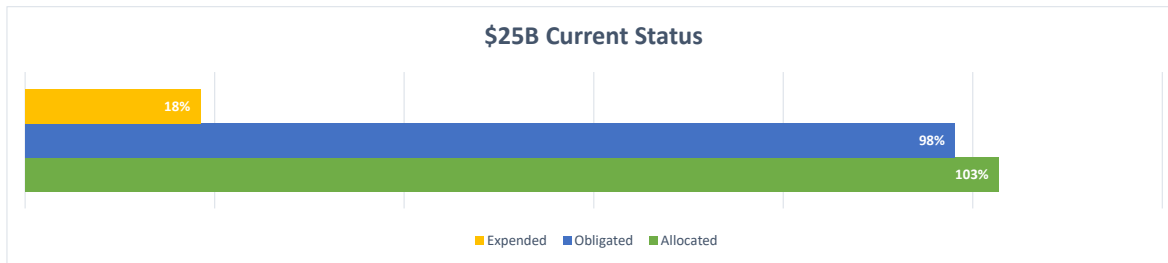
FEDERAL DISASTER ASSISTANCE GRANTS

February 2026

FEDERAL DISASTER ASSISTANCE GRANTS SUMMARY

Funding Sources	Anticipated (Estimates)	Allocated	Obligated	Expended	% of Obligated Funds Expended
FEMA PA	\$21,365,000,000	\$22,051,293,357	\$22,051,293,357	\$3,673,035,281	16.7%
HMGP	\$1,400,000,000	\$1,384,484,648	\$233,076,716	\$73,226,666	31.4%
HUD	\$1,900,000,000	\$1,917,330,884	\$1,917,330,884	\$556,045,614	29.0%
DOT	\$85,000,000	\$79,299,437	\$77,316,994	\$71,746,411	92.8%
Other Funds	\$250,000,000	\$251,006,718	\$251,006,718	\$156,552,571	62.4%
TOTAL	\$25,000,000,000	\$25,683,415,044	\$24,530,024,669	\$4,530,606,542	
		103%	98%	18%	





FEMA PA FUNDING BY DISASTER

Disaster Code	Sum of Obligated Amount	Sum of Expended Amount
4335	\$ 66,622,039.61	\$ 28,069,403.34
4340	\$ 21,984,671,316.99	\$ 3,644,965,877.55
Grand Total	\$ 22,051,293,356.60	\$ 3,673,035,280.89

FEMA PA - OBLIGATED AMOUNT BY DAMAGE CATEGORY

Damage Category	Sum of Obligated Amount	Sum of Expended Amount	Sum of Funds Remaining to be Disbursed
A - Debris Removal	141,581,506.57	91,748,621.39	49,832,885.18
B - Protective Measures	1,776,967,016.60	1,617,614,514.45	159,352,502.15
E - Public Buildings	6,737,293,954.76	523,096,366.79	6,214,197,587.97
F - Public Utilities	7,991,352,411.31	945,173,053.86	7,046,179,357.45
G - Recreational or Other	33,451,093.68	17,763,917.21	15,687,176.47
Z - State Management	2,404,799,913.93	467,495,893.31	1,937,304,020.62
C - Roads & Bridges	2,965,661,799.95	10,142,913.88	2,955,518,886.07
D - Water Control Facility	185,659.80	-	185,659.80
Grand Total	\$ 22,051,293,356.60	\$ 3,673,035,280.89	\$ 18,378,258,075.71